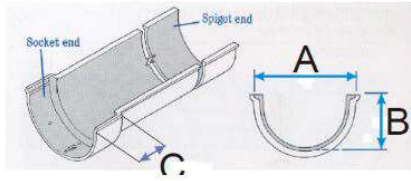
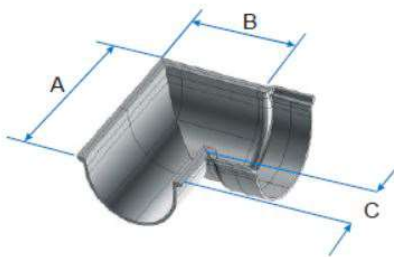


# Beaded Deepflow Cast Aluminium Gutter Dimensions



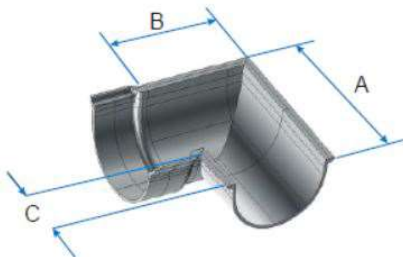
DEEP BEADED HALF ROUND 6FT LENGTH

Ref.	Effective Length	A	B	C
A4.5DBHR.01	1830	137	76	48



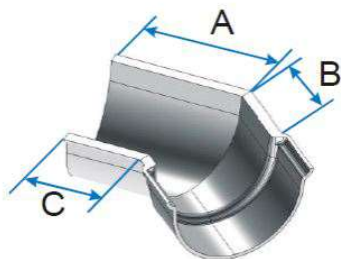
90 DEGREE EXTERNAL BEND

Ref.	A	B	C
A4.5DBHR.02	196	130	60



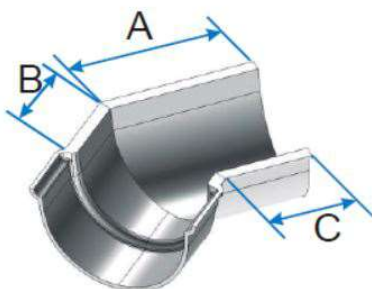
90 DEGREE INTERNAL BEND

Ref.	A	B	C
A4.5DBHR.03	196	130	60



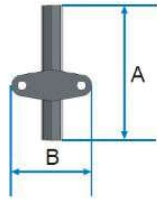
135 DEGREE EXTERNAL BEND

Ref.	A	B	C
A4.5DBHR.04	130	64	74



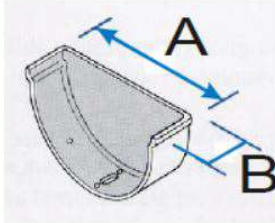
135 DEGREE INTERNAL BEND

Ref.	A	B	C
A4.5DBHR.05	130	64	74



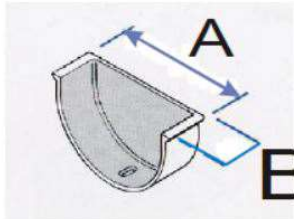
GUTTER BRACKET

Ref.	A	B			
A4.5DBHR.06	102	62			



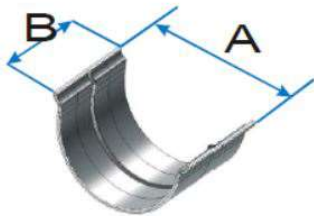
STOP END EXTERNAL Righthand

Ref.	A	B
A4.5DBHR.07	147	42



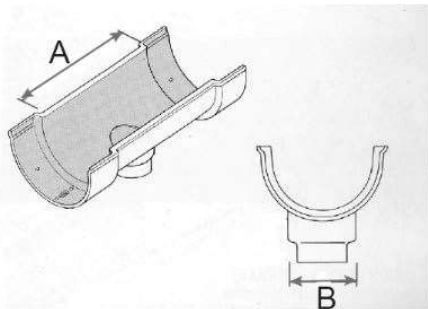
STOP END INTERNAL Lefthand

Ref.	A	B
A4.5DBHR.08	137	44



GUTTER UNION CLIP

Ref.	A	B
A4.5DBHR.09	148	102



OUTLET DOUBLE SOCKET

Ref.	A	B
A4.5DBHR.11	148	63
A4.5DBHR.12	148	76